ISO 20 Novomatic

Stand: 29.09.2014

Zubehörset für Einbruchhemmung
Gemäß Klasse 2 nach NEN 5096 Att.:SKG.0736.0280
Sektionaltor Novoferm E Typ iso20-4,
in Kombination mit einem Antrieb Novomatic 413 oder 553
Art.-Nr.: 10600172
- Montageanleitung -

Toebehorenset voor inbraakwerenheid
Volgens klasse 2. van NEN 5096 Att.: SKG.0736.0280
Sektionaaldeur Novoferm E Type iso20-4,
In combinatie met andrijving Novomatic 413 of 553
Art.-Nr.: 10600172
- Montagehandleiding -

POLITIE KEURMERK VEILIG WONEN

Inhalt: Inhoud:

1 2 Stk.

2 2 Stk.

3 2 Stk.



4



5

6



7

M1 *6 Stk. M8*

S1 *6 Stk. M8x14*

S2 *10 Stk. Ø6,3x16*

Montage:

1

!!! Achtung !!!
Zum demontieren der unteren Seilbefestigung, muß gemäß Montageanleitung die Feder entspannt und das Drahtseil ausgehangen werden.

!!! Let op !!!
Voor het demonteren van de onderste kabelbevestiging de staalkabel conform de montagehandleiding van de deur demonteren/ontspannen.

2



3



4

5

!!! Achtung !!!
Nach der Montage der unteren Seilbefestigung, muß gemäß Montageanleitung das Drahtseil eingehangen werden und die Feder gespannt werden

!!! Let op !!!
Na het monteren van de onderste kabelbevestiging de staalkabel conform de montagehandleiding van de deur weer monteren/spannen

Bei Umrüstung von Handbetätigt auf Novomatic Antrieb, siehe 678

Bij het omzetten van de hand bediend naar Novomatic, zie 678

6

7



8

9



10



11



12



13



14

15



18

16



17



Den Identifizierungsaufkleber auf die Innenseite des Tores kleben, damit NEN-5096, Einbruchhemmungsklasse 2 erfüllt ist!

De witte indentificatiezegel op de binnenzijde van de deur plakken en de deur voldoet nu aan NEN-5096, inbraakwerendheidsklasse-2!